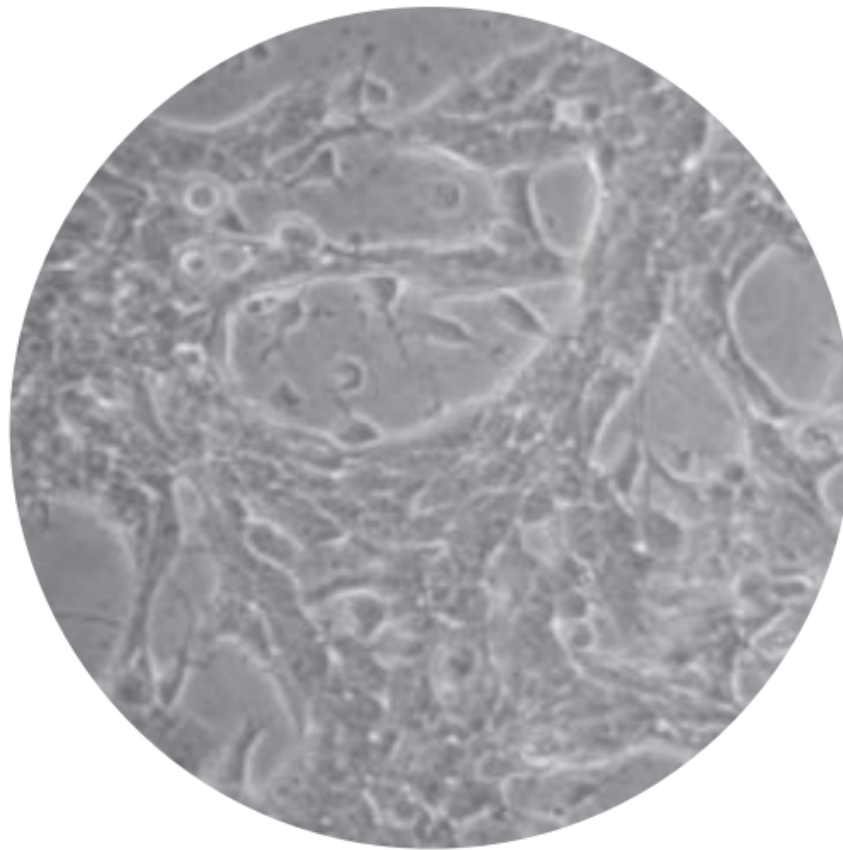


ANIMAL STEM CELLS

ANS-1



DESCRIPTION

NEURAL STEM CELLS DERIVED FROM ADULT MURINE SUBVENTRICULAR ZONE (SVZ)

Organism: Mus musculus, mouse

Cell Type: Neural stem cell

Source: SVZ (subventricular zone) of a 2-month-old wild-type mouse (CD1 strain)

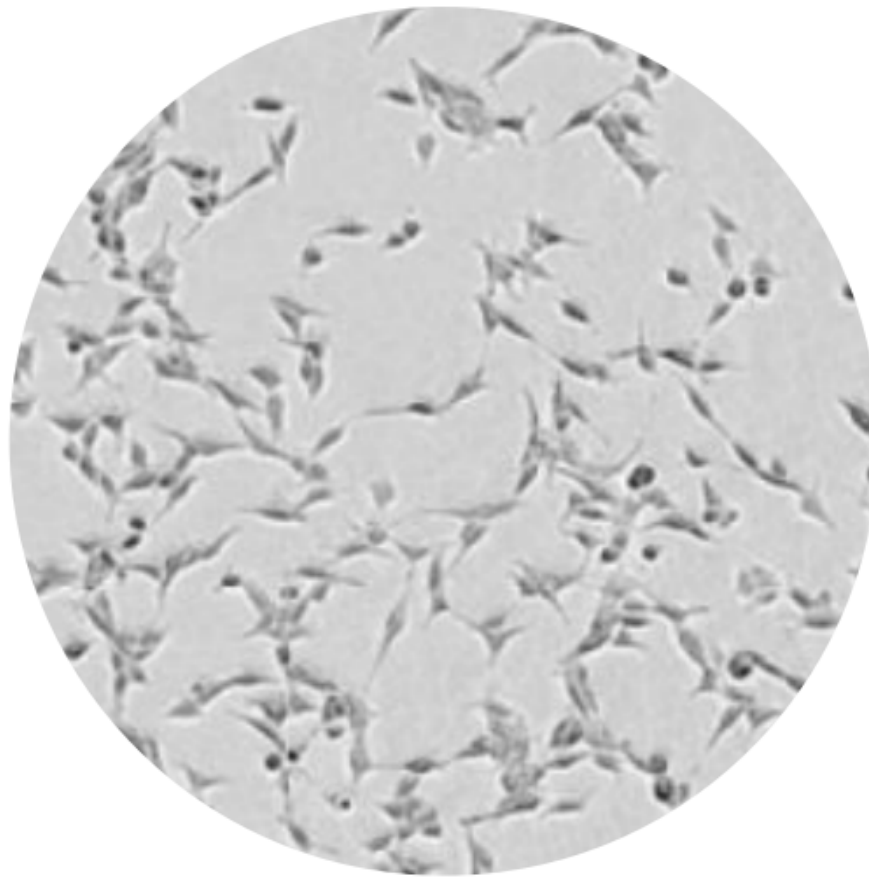
Datasheet: Available under request

REFERENCES

1. Pollard SM, Conti L, Sun Y, Goffredo D, Smith A. Adherent neural stem (NS) cells from fetal and adult forebrain. *Cereb Cortex*. 2006 Jul;16 Suppl 1:i112-20.
2. Goffredo D, Conti L, Di Febo F, Biella G, Tosoni A, Vago G, Biunno I, Moiana A, Bolognini D, Toselli M, Cattaneo E. Setting the conditions for efficient, robust and reproducible generation of functionally active neurons from adult subventricular zone-derived neural stem cells. *Cell Death Differ*. 2008 Dec;15(12):1847-56.
3. Garavaglia A, Moiana A, Camnasio S, Bolognini D, Papait R, Rigamonti D, Cattaneo E. Adaptation of NS cells growth and differentiation to high-throughput screening-compatible plates. *BMC Neurosci*. 2010 Jan 19;11:7.

ANIMAL STEM CELLS

COR1



DESCRIPTION

NEURAL STEM CELLS DERIVED FROM MURINE FOETAL NEOCORTEX E16

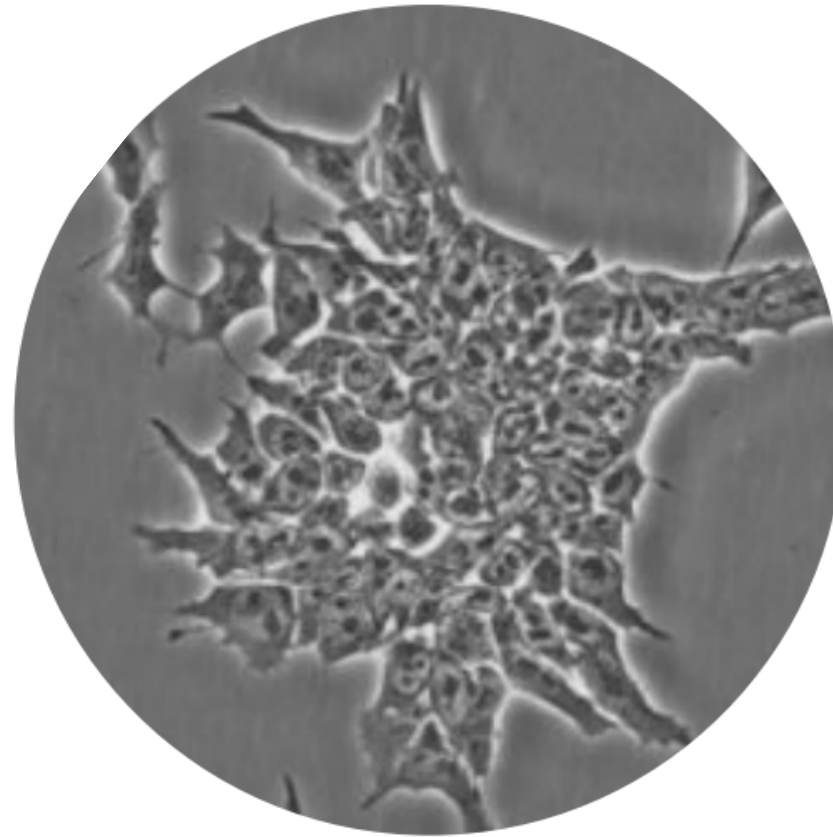
Organism: Mus musculus, mouse
Cell Type: Neural stem cell
Source: Embryonic day 16 neocortex
Datasheet: Available under request

REFERENCES

1. Conti L, Pollard SM, Gorba T, Reitano E, Toselli M, Biella G, Sun Y, Sanzone S, Ying QL, Cattaneo E, Smith A. Niche-independent symmetrical self-renewal of a mammalian tissue stem cell. *PLoS Biol.* 2005 Sep;3(9):e283.
2. Pollard SM, Conti L, Sun Y, Goffredo D, Smith A. Adherent neural stem (NS) cells from fetal and adult forebrain. *Cereb Cortex.* 2006 Jul;16 Suppl 1:i112-20.
3. Goncalves MB, Williams EJ, Yip P, Yáñez-Muñoz RJ, Williams G, Doherty P. The COX-2 inhibitors, meloxicam and nimesulide, suppress neurogenesis in the adult mouse brain. *British Journal of Pharmacology.* 2010 Feb;159:1118-1125.
4. Oudin MJ, Gajendra S, Williams G, Hobbs C, Lalli G, Doherty P. Endocannabinoids regulate the migration of subventricular zone-derived neuroblasts in the postnatal brain. *J Neurosci.* 2011 Mar 16;31(11):4000-11.
5. Cusulin C, Monni E, Ahlenius H, Wood J, Brune JC, Lindvall O, Kokaia Z. Embryonic stem cell-derived neural stem cells fuse with microglia and mature neurons. *Stem Cells.* 2012 Dec;30(12):2657-71.
6. Williams G, Zentar MP, Gajendra S, Sonego M, Doherty P, Lalli G. Transcriptional Basis for the Inhibition of Neural Stem Cell Proliferation and Migration by the TGF β -Family Member GDF11. *PLoS ONE.* 2013 Nov;8(11): e78478.

ANIMAL STEM CELLS

ES46C



DESCRIPTION

SOX1-GFP (GENETICALLY ENGINEERED) KNOCK-IN MURINE EMBRYONIC STEM CELL LINE OBTAINED FROM THE E14TG2A.IV CELL LINE

Organism: Mus musculus, mouse

Cell Type: Embryonic stem cell

Source: E14Tg2a.IV cells (strain 129P2/Ola Hsd)

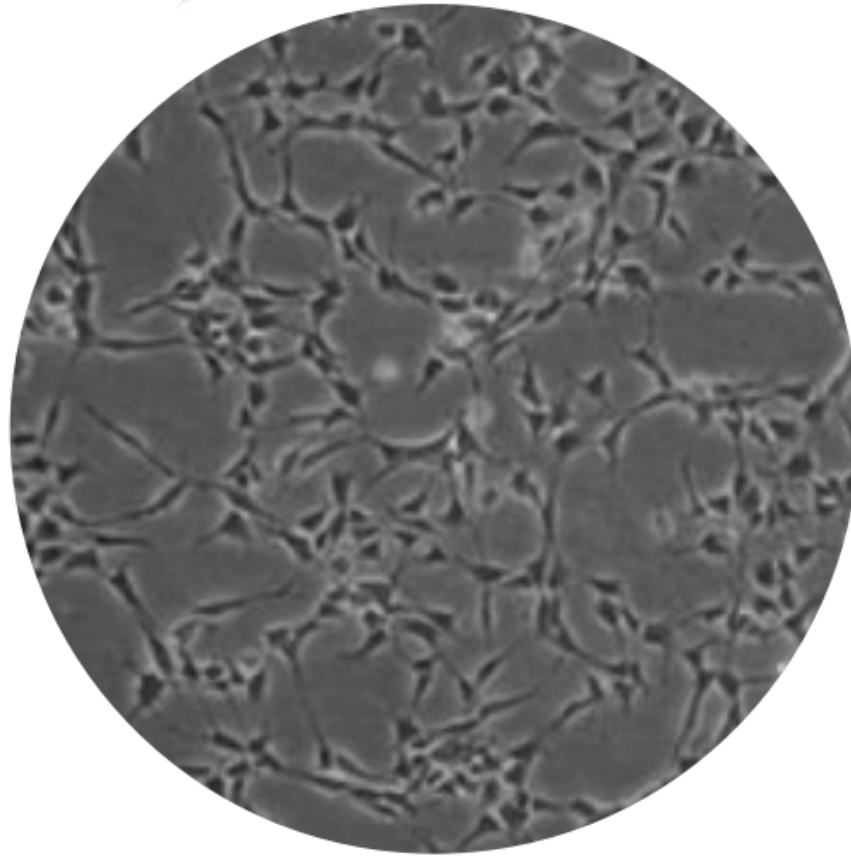
Datasheet: Available under request

REFERENCES

1. Ying QL, Stavridis M, Griffiths D, Li M, Smith A. Conversion of embryonic stem cells into neuroectodermal precursors in adherent monoculture. *Nat Biotechnol.* 2003 Feb;21(2):183-6.
2. Cardano M, Diaferia GR, Cattaneo M, Dessì SS, Long Q, Conti L, Deblasio P, Cattaneo E, Biunno I. mSEL-1L (Suppressor/enhancer Lin12-like) protein levels influence murine neural stem cell self-renewal and lineage commitment. *J Biol Chem.* 2011 May 27;286(21):18708-19

ANIMAL STEM CELLS

NS-(F) IPS ISL1C



DESCRIPTION

NEURAL STEM CELLS DERIVED FROM MURINE INDUCED-PLURIPOTENT STEM CELLS IPS#202

Organism: Mus musculus, mouse

Cell Type: Neural stem cell

Source: Induced-pluripotent stem cells iPS#202

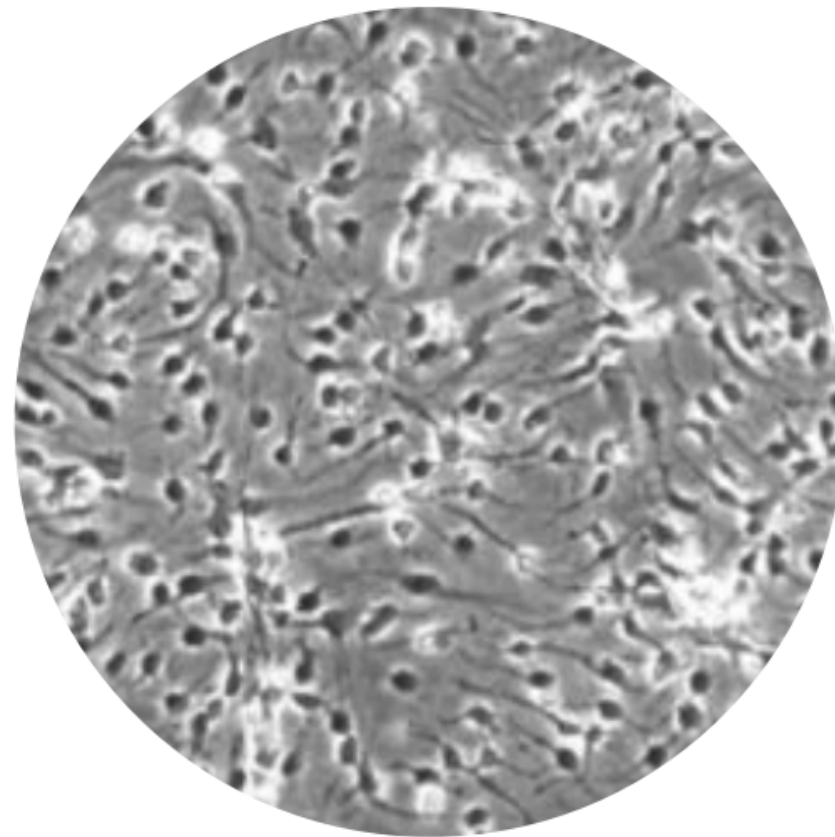
Datasheet: Available under request

REFERENCES

1. Moretti A, Bellin M, Jung CB, Thies TM, Takashima Y, Bernshausen A, Schiemann M, Fischer S, Moosmang S, Smith AG, Lam JT, Laugwitz KL. Mouse and human induced pluripotent stem cells as a source for multipotent Isl1+ cardiovascular progenitors. *FASEB J.* 2010 Mar;24(3):700-11.
2. Onorati M, Camnasio S, Binetti M, Jung CB, Moretti A, Cattaneo E. Neuropotent self-renewing neural stem (NS) cells derived from mouse induced pluripotent stem (iPS) cells. *Mol Cell Neurosci.* 2010 Mar;43(3):287-95.

ANIMAL STEM CELLS

NS46C OR LC1



DESCRIPTION

NEURAL STEM CELLS DERIVED FROM MURINE EMBRYONIC STEM CELLS ES46C

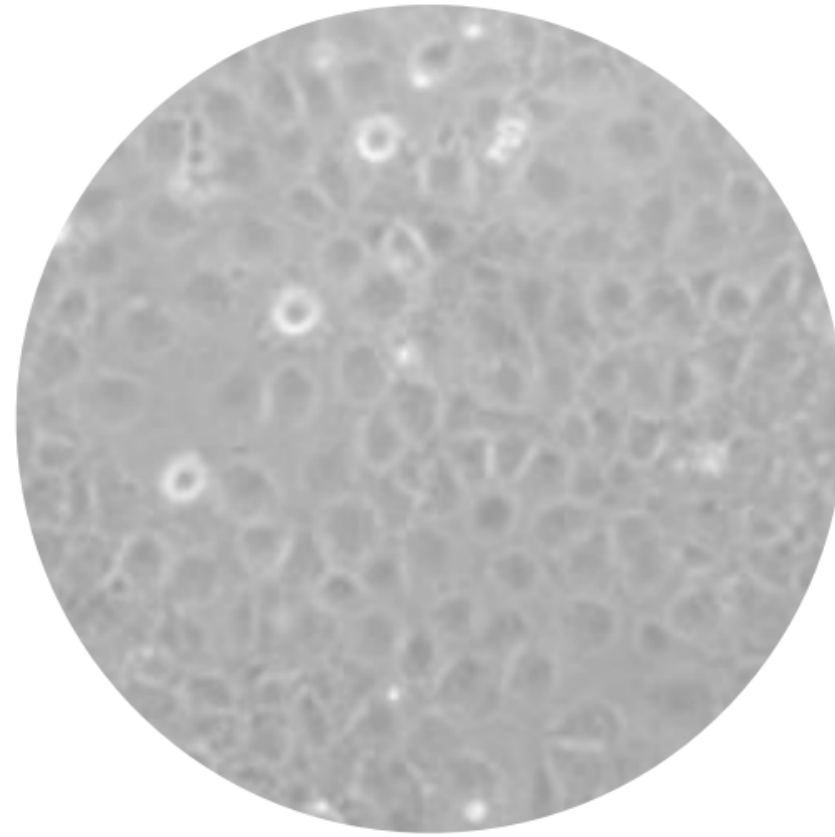
Organism: Mus musculus, mouse
Cell Type: Neural stem cell
Source: Embryonic stem cell line ES46C
Datasheet: Available under request

REFERENCES

1. Conti L, Pollard SM, Gorba T, Reitano E, Toselli M, Biella G, Sun Y, Sanzone S, Ying QL, Cattaneo E, Smith A. Niche-independent symmetrical self-renewal of a mammalian tissue stem cell, PLoS Biol. 2005 Sep;3(9):e283.
2. Garavaglia A, Moiana A, Camnasio S, Bolognini D, Papait R, Rigamonti D, Cattaneo E. Adaptation of NS cells growth and differentiation to high-throughput screening-compatible plates. BMC Neurosci. 2010 Jan 19;11:7.
3. Cusulin C, Monni E, Ahlenius H, Wood J, Brune JC, Lindvall O, Kokaia Z. Embryonic stem cell-derived neural stem cells fuse with microglia and mature neurons. Stem Cells. 2012 Dec;30(12):2657-71.

ANIMAL STEM CELLS

ST14A



DESCRIPTION

IMMORTALIZED STRIATAL CELLS DERIVED FROM RAT EMBRYONIC STRIATUM PRIMORDIA

Organism: Rattus norvegicus, rat
Cell Type: Neural progenitor cell
Source: Embryonic day 14 rat striatal primordia
Datasheet: Available under request

REFERENCES

1. Cattaneo E, Conti L. Generation and characterization of embryonic striatal conditionally immortalized ST14A cells. *J Neurosci Res.* 1998 Jul 15;53(2):223-234.
2. Rigamonti D, Bauer JH, De-Fraja C, Conti L, Sipione S, Sciorati C, Clementi E, Hackam A, Hayden MR, Li Y, Cooper JK, Ross CA, Govoni S, Vincenz C, Cattaneo E. Wild-type huntingtin protects from apoptosis upstream of caspase-3. *J Neurosci.* 2000 May 15;20(10):3705-13.
3. Ehrlich ME, Conti L, Toselli M, Taglietti L, Fiorillo E, Taglietti V, Ivkovic S, Guinea B, Tranberg A, Sipione S, Rigamonti D, Cattaneo E. ST14A cells have properties of a medium-size spiny neuron. *Exp Neurol.* 2001 Feb;167(2):215-226.
4. Varani K., Rigamonti D., Sipione S., Camurri A., Borea P. A., Cattabeni F., Abbracchio M. P. and Cattaneo E. Aberrant amplification of A2A receptor signaling in striatal cells expressing mutant Huntingtin. *2001 FASEB J.* 15, 1245–1247.
5. Peters S1, Mix E, Bauer P, Weinelt S, Schubert B, Knoblich R, Böttcher T, Strauss U, Pahnke J, Cattaneo E, Wree A, Rolfs A. Wnt-5a expression in the rat neuronal progenitor cell line ST14A. *Exp Brain Res.* 2004 Sep;158(2):189-95.
6. Gambarotta G1, Garzotto D, Destro E, Mautino B, Giampietro C, Cutrupi S, Dati C, Cattaneo E, Fasolo A, Perroteau I. ErbB4 expression in neural progenitor cells (ST14A) is necessary to mediate neuregulin-1beta1-induced migration. *J Biol Chem.* 2004 Nov 19;279(47):48808-16.
7. Hovakimyan M, Weinreich K, Haas SJ, Cattaneo E, Rolfs A, Wree A. In vitro characterization of embryonic ST14A-cells. *Int J Neurosci.*, 2008 Nov;118(11):1489-1501.
8. Zhu S, Zhang Y, Bai G, Li H. Necrostatin-1 ameliorates symptoms in R6/2 transgenic mouse model of Huntington's disease. *Cell Death Dis.* Jan 2011; 2(1): e115.
9. Pregno G1, Zamburlin P, Gambarotta G, Farcito S, Licheri V, Fregnan F, Perroteau I, Lovisolo D&a.